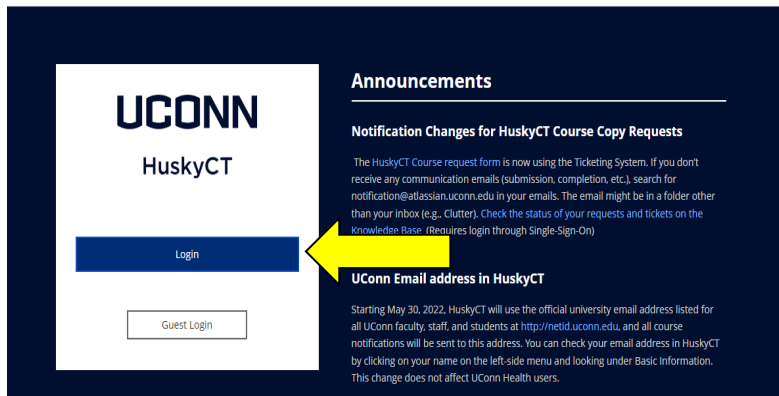


Completing HIPAA & OSHA Trainings for Compliance

FIRST - Log into HuskyCT

1. Visit <http://huskyct.uconn.edu>
2. Log in with your UConn netID and password



SECOND – Locate Correct HuskyCT Site

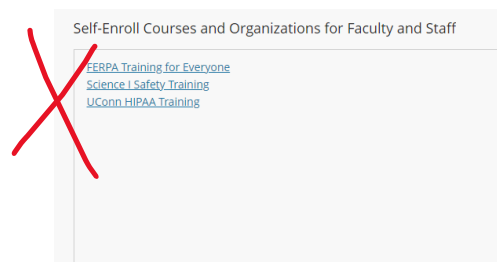
1. Navigate to your Institution Page
2. Find box labeled “Self-Enroll Courses and Organizations for Students”
3. Find site called “Office of Clinical Placement Coordination (OCPC)”
4. Click site name to enter

IMPORTANT NOTE: DO NOT ENROLL IN ANY OTHER HUSKYCT SITES REFERENCING HIPAA TRAINING. THESE ARE NOT THE CORRECT SITES AND YOU WILL NOT COMPLETE THE CORRECT TRAINING FOR COMPLIANCE.

CLICK THIS SITE

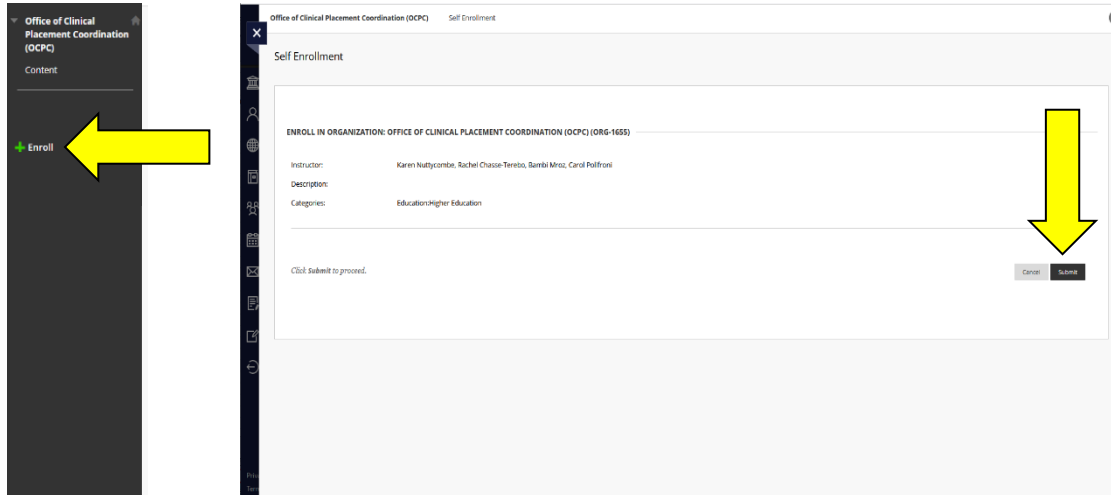


DON'T CLICK THIS SITE



THIRD – Self-Enroll in Site

1. Once you are in the Office of Clinical Placement Coordination (OCPC) site, locate the “Enroll” button in your left menu
2. Click “Enroll”
3. Click “Submit”



FOURTH – Complete Required Training(s)

1. Click on desired training module
2. Complete training, answering quiz questions embedded in video
3. Review and submit answers at the end of the video
4. You must correctly answer at least 27 out of 30 questions to pass the training
5. Once complete, access your certificate(s) of completion by clicking the “My Certificates of Completion” link in the left menu

